



# RHOMBUS PRO

## HIGH EFFICACY TP(a) BACK-LIT PANEL



Delivering outstanding efficacy and in a wide range of options, Rhombus Pro offers the perfect solution for any commercial application. All feature TP(a) diffusers and Philips drivers as standard.

### Features

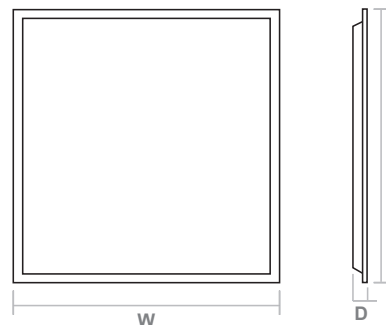
- Excellent efficacy - up to 130 lm/W
- TP(a) diffusers as standard
- Lumen output range 3000-5700 lm
- Extensive range - 600 x 600mm, 600 x 1200mm & 300 x 1200mm
- Emergency options & surface mount kits available

### Specification

<b>Material:</b>	Body: Steel Frame: Aluminium Diffuser: TP(a) rated PS
<b>CRI</b>	Ra>80
<b>Colour Temperature</b>	3000K / 4000K / 6000K
<b>Colour Finish</b>	White 9003
<b>LED Lifetime:</b>	L80B50 50,000 Hrs
<b>IP Rating:</b>	IP40
<b>IK Rating:</b>	IK03
<b>Working Temperature:</b>	-20°C to 45°C
<b>Power Factor:</b>	>0.9
<b>Electrical Class:</b>	Class II
<b>Guarantee:</b>	5 Years

### Dimensions

Product Code	Dimensions
RBP6624	L: 595 x W: 595 x D: 26mm
RBP6628	L: 595 x W: 595 x D: 26mm
RBP12644	L: 1195 x W: 595 x D: 32mm
RBP12328	L: 1195 x W: 295 x D: 26mm



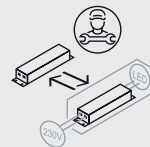
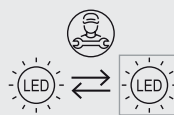
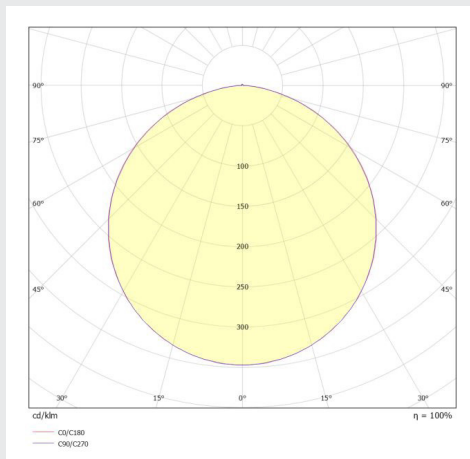
Product Code	Description	Wattage	Colour Temperature	Lumen Output	Efficacy	Barcodes	Net Weight (kg)
RBP6624-40	600mm x 600mm High Efficiency TP(a)	24W	4000K	3100 lm	130 lm/W	5055807621854	1.45
RBP6624-60	600mm x 600mm High Efficiency TP(a)	24W	6000K	3100 lm	130 lm/W	5055807621861	1.45
RBP6628-30	600mm x 600mm High Output TP(a)	28W	3000K	3640 lm	130 lm/W	5055807623032	1.45
RBP6628-40	600mm x 600mm High Output TP(a)	28W	4000K	3640 lm	130 lm/W	5055807623049	1.45
RBP6628-60	600mm x 600mm High Output TP(a)	28W	6000K	3640 lm	130 lm/W	5055807623056	1.45
RBP12644-30	600mm x 1200mm High Output TP(a)	44W	3000K	5850 lm	133 lm/W	5055807623063	3.45
RBP12644-40	600mm x 1200mm High Output TP(a)	44W	4000K	5850 lm	133 lm/W	5055807623070	3.45
RBP12644-60	600mm x 1200mm High Output TP(a)	44W	6000K	5850 lm	133 lm/W	5055807623087	3.45
RBP12328-30	300mm x 1200mm High Output TP(a)	28W	3000K	3640 lm	130 lm/W	5055807623094	2.20
RBP12328-40	300mm x 1200mm High Output TP(a)	28W	4000K	3640 lm	130 lm/W	5055807623100	2.20
RBP12328-60	300mm x 1200mm High Output TP(a)	28W	6000K	3640 lm	130 lm/W	5055807623117	2.20

Product Code	Description	Emergency Battery Type	Barcodes
TITAN/KIT	Emergency Conversion Kit	LiFeP04	5055807623537
EMLEDKIT3	Emergency Conversion Kit	Ni-Cd	5055807619554

**Maximum Fittings Per Circuit**

Automatic Circuit Breaker Type:	B6	B10	B13	B16	B20	C10	C13	C16	C20
Rated Current:	6A	10A	13A	16A	20A	10A	13A	16A	20A
Cable (mm):	1.5	1.5	1.5	1.5	2.5	1.5	1.5	1.5	2.5
RBP6624-40/60	14	38	64	97	151	63	106	164	251
RBP6628 - 30/40/60	12	33	54	83	129	54	91	141	215
RBP12644 - 30/40/60	12	33	54	83	129	54	91	141	215
RBP12328 - 30/40/60	8	21	35	53	82	34	58	90	137

Light Distribution Curve



[www.redarrowelectrical.co.uk](http://www.redarrowelectrical.co.uk)